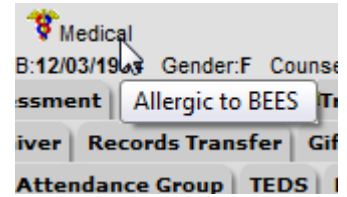


# How to Enter Legal and Medical Program Flags in Infinite Campus

Programs flags can be assigned to a student to indicate special information about a student. A little icon will appear next to the student's name in the header bar.

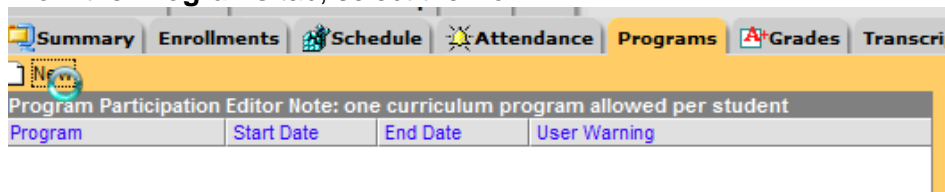


The district requires the school attendance clerk to add program flags for medical and legal alerts.

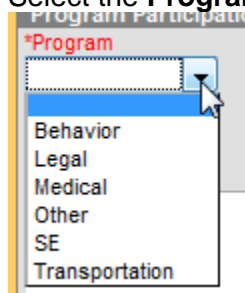
- **Medical alerts** for serious conditions such as diabetes, allergies, heart conditions, and asthma
- **Legal alerts** such as EPO and custodial rights

## How:

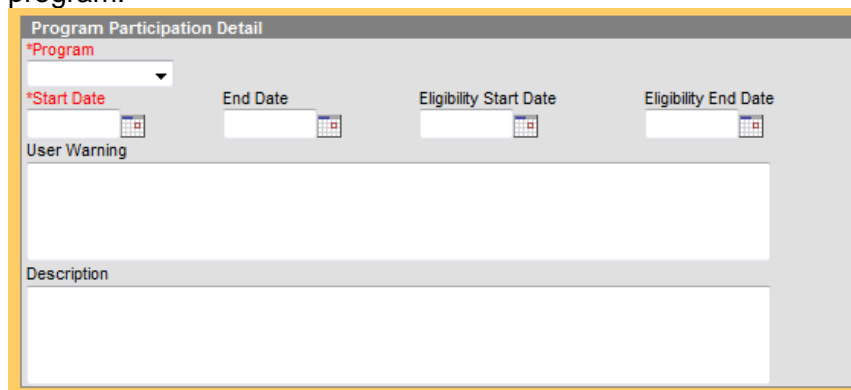
1. Search for the student.
2. From the **Programs** tab, select the **New** link.



3. Select the **Program** to assign to the student from the dropdown list.



4. Enter the **Start Date** for the program. This will be defaulted to the current date. Enter an **Eligibility Start Date**, if applicable. Enter a **User Warning** for the program. The information entered here will appear to users that hover over a flag attached to a student. For example, if a student has a physical education restriction, when hovering, the user will be able to quickly view this user warning. Enter a **Description** for the program.



5. Click the **Save** icon when finished.